

Single Sign-On Experience with Slack

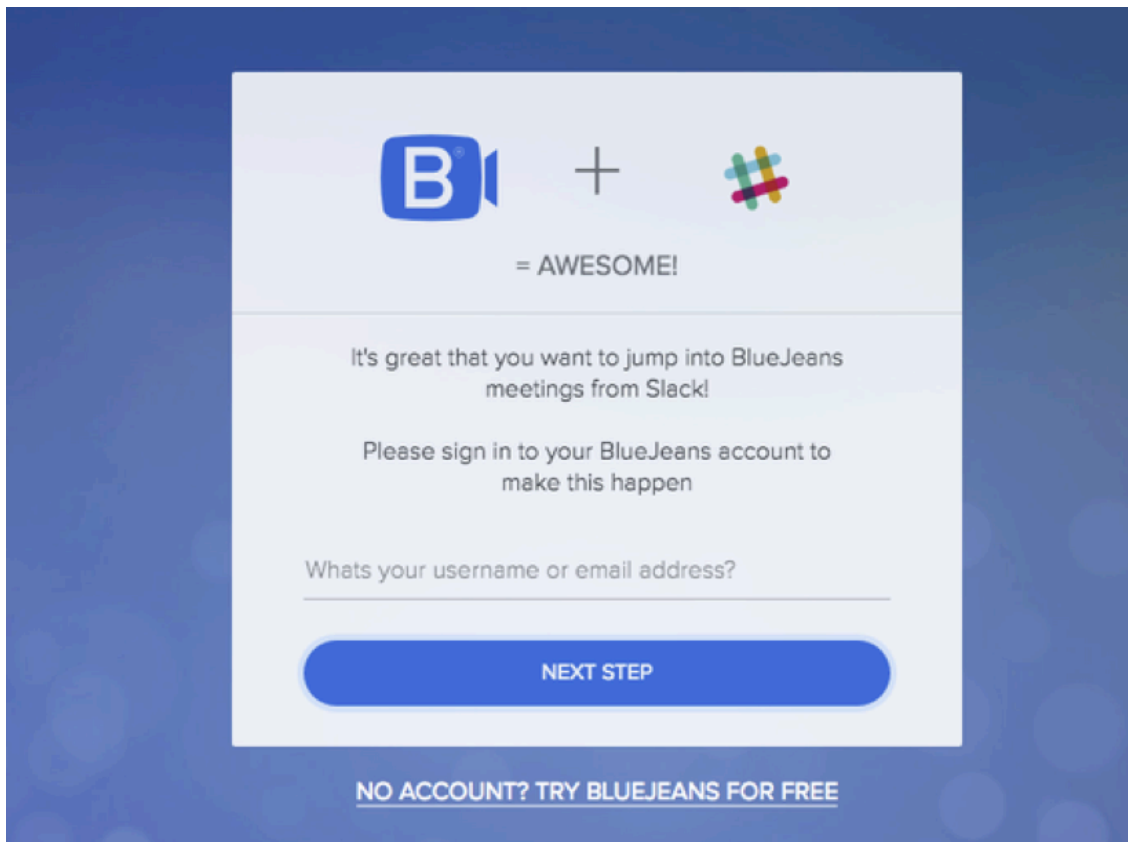
Updated: July 1, 2016

SSO Experience with Slack - Step 1

To initiate or participate in a BlueJeans meeting from Slack users will be prompted to sign in to their BlueJeans account.

User will be redirected to their Company's Login Page

Note: similar experience for HipChat

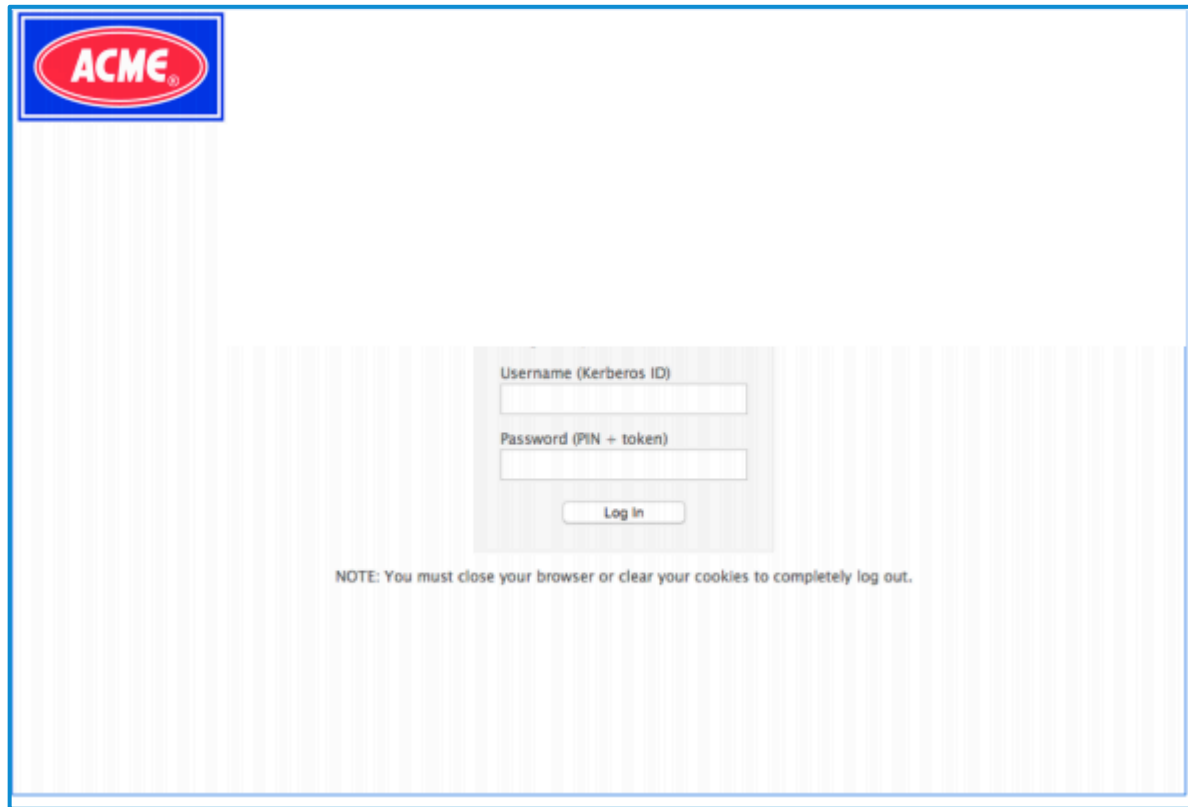


The screenshot shows a white login card centered on a dark blue background. At the top of the card, the BlueJeans logo (a blue square with a white 'B' and a camera icon) is followed by a plus sign and the Slack logo (a colorful hashtag). Below these logos, the text "= AWESOME!" is displayed. The main body of the card contains the text "It's great that you want to jump into BlueJeans meetings from Slack!" followed by "Please sign in to your BlueJeans account to make this happen". Below this is a text input field with the placeholder text "Whats your username or email address?". At the bottom of the card is a large blue button with the text "NEXT STEP". Below the card, on the dark blue background, is the text "NO ACCOUNT? TRY BLUEJEANS FOR FREE" in white, underlined.

SSO Experience with Slack - Step 2

This would be the Company's branded SSO login page, for example of Acme enterprise.

User enters their corporate credentials

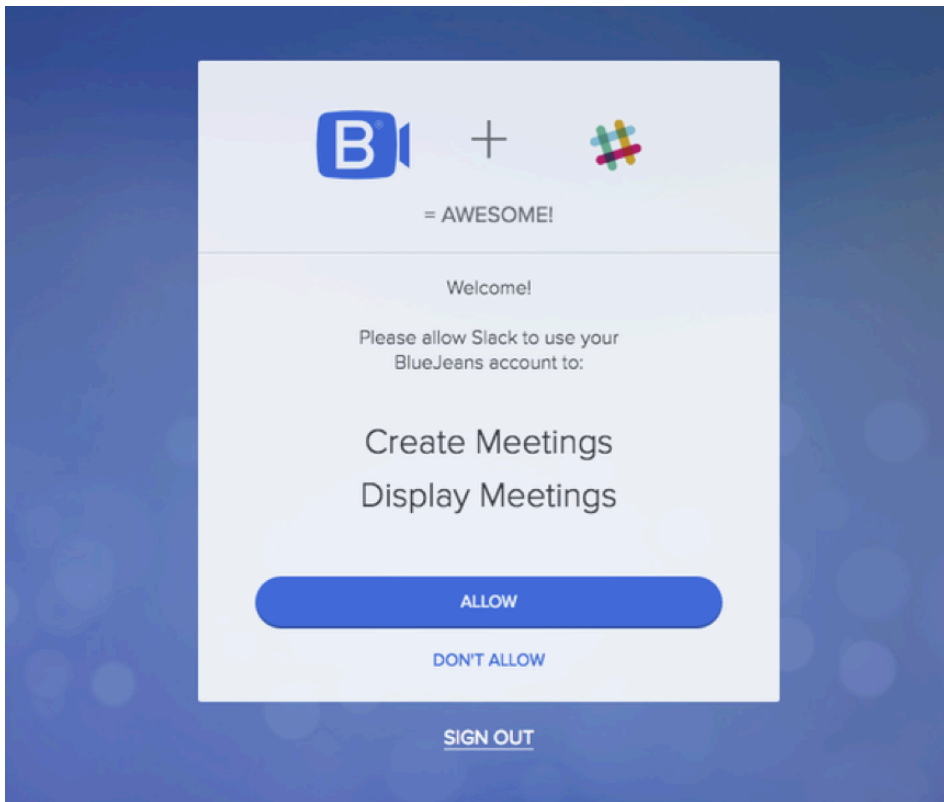


A mockup of a branded SSO login page for 'Acme'. The page has a light gray background with a blue border. In the top left corner is the 'ACME' logo, which consists of the word 'ACME' in white inside a red oval, all within a blue square. In the center of the page is a white rectangular login form. The form contains two text input fields: the first is labeled 'Username (Kerberos ID)' and the second is labeled 'Password (PIN + token)'. Below these fields is a 'Log in' button. At the bottom of the form, there is a note: 'NOTE: You must close your browser or clear your cookies to completely log out.'

SSO Experience with Slack - Step 3

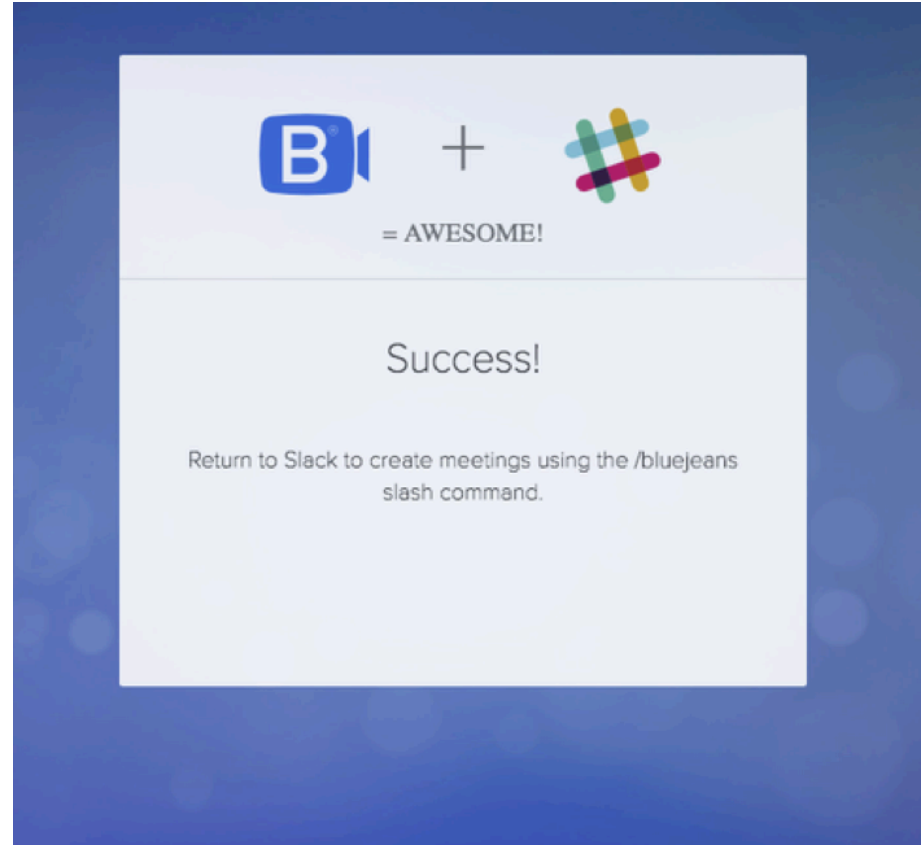
User is prompted to “allow” Slack to have access to:

- Create Meetings
- Display Meetings



SSO Experience with Slack - Step 4

User is prompted to return to Slack to initiate meetings using the slash command: `/bluejeans`

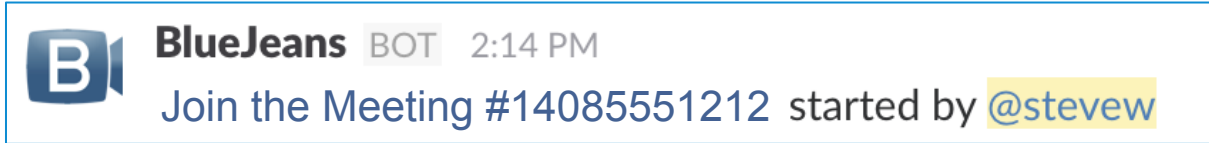


Initiating a BlueJeans meeting within Slack

Slash commands- 3 Options Desktop or Mobile

1) `/bluejeans`

This creates a meeting link in Slack using your personal meeting ID



2) `/bluejeans meeting name`

This creates an ad hoc meeting with a unique meeting ID



3) Invite offline or external participants, for example:

`/bluejeans personxyz@company.com` OR

`/bluejeans meeting name personxyz@company.com`

Invites people by sending an email invite to personxyz to join the meeting