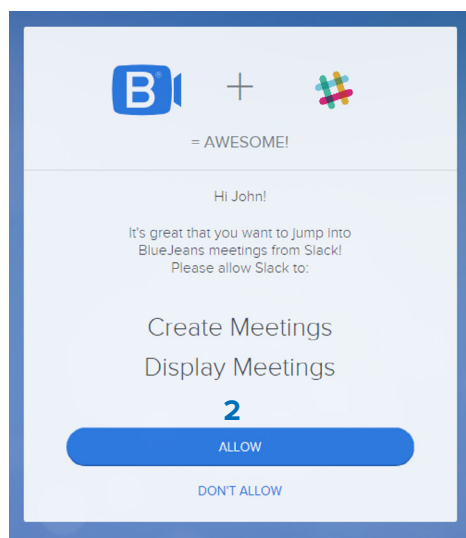
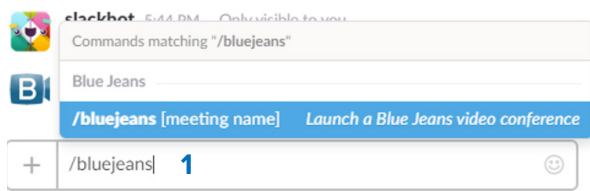


# How to Start a BlueJeans Meeting Using Slack

## LINK YOUR ACCOUNTS

Link your BlueJeans and Slack accounts:

1. Type the slash command **/bluejeans** in any Slack channel or direct message
2. Click **ALLOW** to complete the process



## START A MEETING

Type one of the 3 options into a Slack channel or direct message field:

### Option 1: Use Your Personal Meeting ID

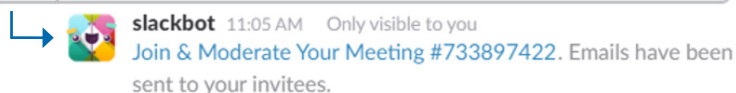
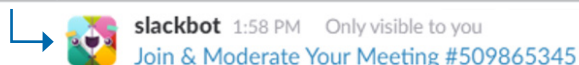
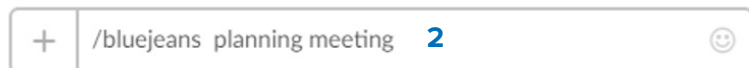
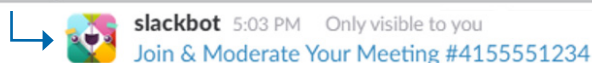
- Type **/bluejeans**
- Click **Join & Moderate Your Meeting**

### Option 2: Use a unique meeting ID

- Type **/bluejeans** and any **meeting name**
- Click **Join & Moderate Your Meeting**

### Option 3: Send a meeting invitation via email

- Type **/bluejeans** and the person's **email address**
- Click **Join & Moderate Your Meeting**



## Resources



Interested in more tips and training? Sign up for eLearning or a Coffee & BlueJeans LIVE videocast at [coffee.bluejeans.com](https://coffee.bluejeans.com).



Check out [bluejeans.com/support](https://bluejeans.com/support) for other guides, tutorials & more.  
Visit [community.bluejeans.com](https://community.bluejeans.com) to connect with other users and ask and answer questions.

## About BlueJeans Network

BlueJeans delivers video communications that connect people and drive business growth. BlueJeans' Enterprise Video Cloud is trusted by global businesses to enable video experiences for anyone, anywhere.