

How to Pair Your Laptop to a Room System

Cisco TelePresence, Cisco Tandberg, Polycom, Lifesize, & more

STEP 1

Locate “BlueJeans” in your room system’s contact list or directory, or dial 199.48.152.152

STEP 2

From your computer, click on the meeting link from your calendar, email invite or bluejeans.com meeting page.

STEP 3

Select “Room System and More Connection Options”

STEP 4

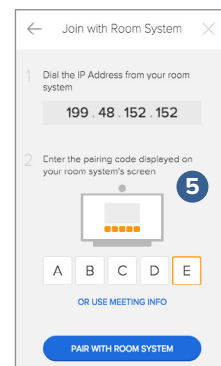
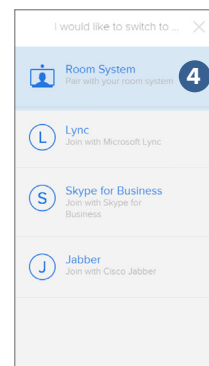
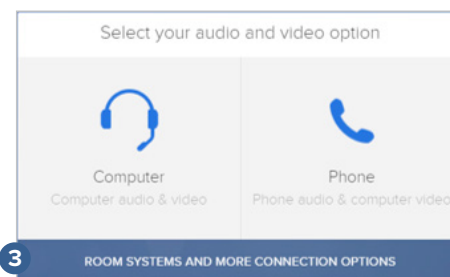
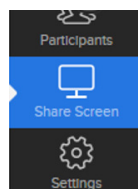
Select Room System

STEP 5

Enter the pairing code displayed on your room system’s screen

In Meeting Tip!

Need to Share Content? Click here to share content from your laptop!



Resources



Interested in more tips and training? Sign up for eLearning or a Coffee & BlueJeans LIVE videocast at coffee.bluejeans.com



Check out bluejeans.com/support for other guides, tutorials & more.
Visit community.bluejeans.com to connect with other users and ask and answer questions.

About BlueJeans Network

BlueJeans delivers video communications that connect people and drive business growth. BlueJeans' Enterprise Video Cloud is trusted by global businesses to enable video experiences for anyone, anywhere.